




Cathedral Glass

Cathedral: Cathedral glass made up of a single color. Opacity of the glass is dependent to the color of the sheet. Lighter colors will allow more light to pass through and darker colors will prevent light from passing through.



 000 Light Amber	 219 Med. Cobalt Blue	 319 Dk. Yellow Green	 418 Med. Mauve
 0001 Light Amber	 220 Cobalt Blue	 320 Dk. Green	 418-XX Dk. Mauve
 0001-X Light Amber	 221 Dk. Copper Blue	 322 Pale Blue/Green	 45 Medium Amber
 0002 Light Amber	 234 Med. Turquoise	 329 Dk. Cobalt Blue	 46 Medium Amber
 0002-X	 234-XX	 334	 47










Light Amber	Dark Turquoise	True Green	Medium Amber
 <p>01 Crystal</p>	 <p>235 Light Turquoise</p>	 <p>334-XX Darker Shade Than 334</p>	 <p>48 Medium Amber</p>
 <p>106 Lt. Blue Green</p>	 <p>237 Very Dark Purple/Brown</p>	 <p>338 Lt. Copper Blue</p>	 <p>49 Dark Ambers</p>
 <p>1118 Med. Cobalt Blue</p>	 <p>241 Dk. Purple</p>	 <p>34 Light Amber</p>	 <p>50 Dusky Rose</p>
 <p>1146 Med. Yellow Green</p>	 <p>243 Med. Blue</p>	 <p>34-L Light Amber</p>	 <p>555 Lt. Grey</p>
 <p>118 Light Blue</p>	 <p>246 Med. Blue</p>	 <p>34-LL Light Amber</p>	<p>560 Grey - No Sample Match</p>
 <p>118-XXX Light Blue</p>	 <p>25 Aqua Blue/Green</p>	 <p>34-LLLL Light Amber</p>	 <p>568 Champagne Pink</p>
 <p>134 Med. Purple</p>	 <p>253 Nickel/Copper Blue</p>	 <p>340-X Dk. Blue Green</p>	 <p>57 Med. Cobalt/Mang. Blue</p>

 <p>135 Shade Lighter than 134</p>	 <p>276-S Med. Bronze/Peach</p>	 <p>341 Med. Blue</p>	 <p>6 Gold Pink</p>
 <p>136 Shade Darker than 134</p>	 <p>286 Med. Yellow Green</p>	 <p>342 Dk. Copper Blue</p>	 <p>62-X Powder Blue</p>
 <p>138-X Med. Purple Grey</p>	 <p>287 Med. Army Green</p>	 <p>343 Med. Green</p>	 <p>65 Med. Aqua Blue</p>
 <p>158 Med. Copper Blue</p>	 <p>288 Lt. Purple/Blue</p>	 <p>346 Dk. Yellow Green</p>	 <p>78 Lt. Yellow Green</p>
 <p>16 Copper Red</p>	 <p>297 Lt. Blue/Purple</p>	 <p>35 Medium Amber</p>	 <p>78-XCXX Shade Darker than 78</p>
 <p>161 Salem Green</p>	 <p>299 Very Lt. Green</p>	 <p>350 Dk. Nickel Blue</p>	 <p>78-XXX Yellow Green</p>
 <p>169 Med. Aqua Blue</p>	 <p>300 Med. Sky Blue</p>	 <p>351 Blue Grey Shade lighter than XX-350</p>	 <p>Black Dense Black</p>

			
18 Med. Red	306 Copper Bronze	362 Lt. Teal Blue/Green	X Crystal
			
18-D Medium Red	308 Lt. Cobalt Blue/Cobalt Cast	364 Med. Teal Blue/Green	X-0001 Light Amber
			
18-DD Dark Red	309 Lt. Yellow Green	364-XX Dk. Teal Blue/Green	X-118 Lt. Blue Grey
			
18-L Orange	31 Yellow	365 Dk. Blue/Purple	X-16 Light Copper Red
			
18-LL Lt. Orange	310 Dark Ambers	370 Dk. Copper Blue	X-169 Aqua Blue
			
183 Turquoise	310-XX Dark Ambers	372 Dk. Cobalt Blue Grey	X-6 Gold Pink
			
189 Lt. Cobalt Blue	311-A Dk. Amber Brown	378 Midnight Blue Cathedral	XX-286 Lt. Yellow Green

P.O. Box 228
420 Stephen Street
Paden City, WV 26159

Phone# 304-337-2253
Fax# 304-337-8800
wissmach@verizon.net

 <p>190 Med. Copper Blue</p>	 <p>311-V Med. Violet</p>	 <p>390 Dk. Blue Green</p>	 <p>XX-350 Med. Nickel Blue</p>
 <p>195 Army Yellow Green</p>	 <p>318 Med. Olive</p>	 <p>40-CX Lt. Olive Green</p>	 <p>XX-418 Lt. Mauve</p>
 <p>203 Very Light Green</p>			